

COTTERMAN'S NEW PIVOTING

BULLETIN DT-1015D
2-15

DUAL TRAK[®]



LADDER SYSTEM

Introducing The New...

- *Pivoting Dual Trak Ladder*
- *Single Trak Ladder*



SPACE & TIME

Cotterman[®]

Division of Material Control, Inc.
www.cotterman.com • info@cotterman.com

DUAL TRAK[®]

LADDER SYSTEM

Provides access to 33% more vertical storage space



Space:

No matter how well you plan your storage and inventory requirements, more space always seems to be required. The **Dual Trak** Ladder system provides that space...access to 33% more storage space.

The patented steel **Dual Trak** Ladder is designed to provide safe, convenient access to tall shelving on both sides of narrow aisles in storage areas. A 33% increase in vertical storage space is typically achieved.

The key to the Dual Trak Ladder is the overhead carriage on which the ladder is mounted. This heavy duty carriage is mounted on dual tracks attached to shelving on both sides of the aisle. The carriage and ladder assembly rolls smoothly on these tracks along the length of the storeroom aisle. Swivel casters on the bottom of the ladder assist in this easy movement and the ladder sets firmly on rubber pad legs while in use. Additionally, the brake ladder rolls from side to side across the aisle on a track mounted on the carriage. This permits easy access to stock on each side and walk-by clearance. A handrail extends above the ladder for use while standing on the upper steps.



Time:

Cutting time in accessing your inventory saves labor costs. **Dual Trak** cuts your time to an absolute minimum and makes it much easier to store and retrieve items from inventory.



The patented design of the Dual Trak Ladder carriage allows you to quickly access your highest vertical storage areas.



All steps are covered with slip-resistant abrasive matting. Swivel casters at bottom retract while in use and the ladder rests on rubber pad legs.

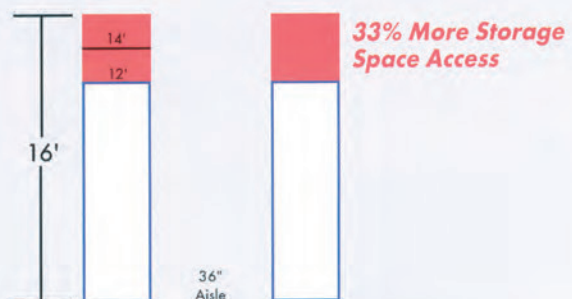


The Dual Trak Ladder System is redesigning vertical storage to lower storage costs and to maximize storage space and time.

How can DUAL TRAK Ladders offer such dramatic benefits?

Dual Trak Ladders allows you to easily access 2 to 3 more feet of high shelf space. This can add up to thousands of square feet of storage space. Up to 33% more shelf space on each side.

Typical 36" Aisle





Rolls full aisle length -

The **Dual Trak** Ladder rolls easily on upper carriage and bottom swivel casters to travel the full length of aisles for fast, convenient access to storage.



Rolls side to side -

Ladder rolls from side to side for easy access to high level stock on either side of aisle.



Lifts over obstructions -

When necessary the ladder can be lifted over an obstruction with most of the weight handled by the rolling upper carriage.

Dimensions and Installation Characteristics

- Ladder is 20" wide with a 71° climbing angle. Rolls on upper carriage and lower 2" swivel spring loaded casters.
- Manufactured to the desired track mounting height up to a maximum of 12'11" and specified aisle width from 35" to 61".
- Maximum reaching height is 4 feet above the track level.
- Uses Mounting brackets on 4' maximum spacing.

Model No.	No. of Steps	Highest Standing Height	Track Mounting Range	Item No. (Abrasive Tread)	Item No. (Perforated Tread)
-----------	--------------	-------------------------	----------------------	---------------------------	-----------------------------

Stationary Pivoting Dual Trak Ladder for Aisles 35" to 48" Wide

7406-S	6	60"	Over 85" to 95"	7406-A5-S	7406-A6-S
7407-S	7	70"	Over 95" to 105"	7407-A5-S	7407-A6-S
7408-S	8	80"	Over 105" to 115"	7408-A5-S	7408-A6-S
7409-S	9	90"	Over 115" to 125"	7409-A5-S	7409-A6-S
7410-S	10	100"	Over 125" to 135"	7410-A5-S	7410-A6-S
7411-S	11	110"	Over 135" to 145"	7411-A5-S	7411-A6-S
7412-S	12	120"	Over 145" to 155"	7412-A5-S	7412-A6-S

Lateral Brake Pivoting Dual Trak Ladder for Aisles 49" to 61" Wide

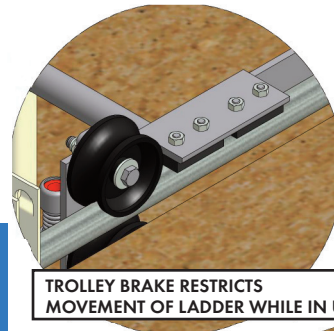
7406-B	6	60"	Over 85" to 95"	7406-A5-B	7406-A6-B
7407-B	7	70"	Over 95" to 105"	7407-A5-B	7407-A6-B
7408-B	8	80"	Over 105" to 115"	7408-A5-B	7408-A6-B
7409-B	9	90"	Over 115" to 125"	7409-A5-B	7409-A6-B
7410-B	10	100"	Over 125" to 135"	7410-A5-B	7410-A6-B
7411-B	11	110"	Over 135" to 145"	7411-A5-B	7411-A6-B
7412-B	12	120"	Over 145" to 155"	7412-A5-B	7412-A6-B

TRACK SYSTEM

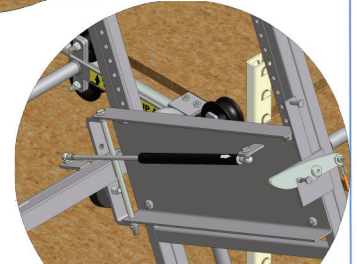
GT1004-DT-KIT 4' Track Section with Mounting Bracket

To Order Dual Trak Mounted Ladders

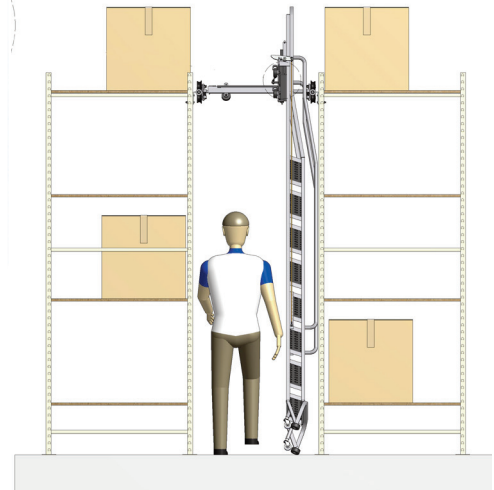
1. Calculate the distance from the floor to the desired track mounting surface which should be no more than 4 feet below the top of the highest merchandise to be reached.
2. Track Kit covers each side of the aisle. (4 ends per aisle and 4' maximum center bracket spacing).
3. Aisle widths must be identified before ordering correct ladder. **Dual Trak** Ladders can be used in aisles from 35" to 61" wide.



TROLLEY BRAKE RESTRICTS MOVEMENT OF LADDER WHILE IN USE



GAS SPRING POWERED HINGE SYSTEM HOLDS LADDER IN OPEN PIVOTED POSITION



10 Reasons to use Cotterman Ladders

1. O.S.H.A. - Safety

Cotterman actively participates in OSHA and ANSI committees working on new and existing safety codes. Cotterman is also an active member of the National Safety Council, Scaffold Industry Assoc., and the Material Handling Industry of America.

2. Service - Quick Shipment

We will build and ship the exact ladder you need fast.

3. Long Life

1" square steel tubing and one piece welded construction are used for superior strength and security.

4. Quality

Cotterman is committed to a program of quality assurance that guarantees the highest standards of ladder construction.

5. Variety

Cotterman has the broadest line of exclusive designs, popular sizes and styles of track ladders available anywhere.

6. Easy To Use

The Cotterman caster braking system allows easy movement, requires no adjustment, and is very durable in commercial and industrial environments.

7. Price

Our prices for track ladder systems are very competitive with no extra engineering charges.

8. Colors

A choice of five powder coated colors is offered; gray, beige, black, dark brown, and yellow. Special colors are also available to suit your needs.



9. Experience

With over 90 years of ladder manufacturing experience, Cotterman is a proven leader in commercial and industrial ladder products.

10. Reliability / Commitment

Cotterman has a commitment to deliver quality products to your specific requirements on time - every time.



SPACE & TIME

Cotterman®

Division of Material Control, Inc.
www.cotterman.com • info@cotterman.com



Scan QR code with your smartphone for a video of the new Pivoting Dual Trak Ladder.

SINGLE TRAK[®]

LADDER SYSTEM

Cotterman's Single Trak, steel mounted shelf ladder is designed to provide easy



access to shelves in narrow aisles and cramped storage areas. These ladders have a smooth rolling upper track fixture and wheels on the floor that allow easy movement of the ladder along the entire length of the track. The upper rolling trolley fixture is mounted on straight track at the front shelf edge. The rugged all-welded steel construction features 5" deep by 14" wide solid steps with abrasive treads.

Quick Access...

Easy to use... Easy to store

When in use the ladder is positioned at an 80° climbing angle. The standard bottom wheel brake prevents movement during use. An exclusive design permits storage of the ladder in a tight vertical position against the shelves when not in use and allows easy passage of persons or equipment in the aisle. Cotterman's Single Trak ladder has been a popular favorite for over 70 years. Cotterman's Single Trak Ladder has been proven to save time in accessing verticle storage.



Single Trak Series 7180 is so simple to use and store, it is fast becoming one of the most popular ladders for access to vertical shelf storage.



When not in use a unique design feature allows the ladder to store tight against the shelf for more aisle space.




The Single Trak ladder pulls out to an 80 degree climbing angle.



For fast, easy access to vertical shelving.

Model No.	No. of Steps	Highest Standing Height	Track Mounting Range
7180-5	5	50"	85" to 95"
7180-6	6	60"	95" to 105"
7180-7	7	70"	105" to 115"
7180-8	8	80"	115" to 125"
7180-9	9	90"	125" to 135"
7180-10	10	100"	135" to 145"
7180-11	11	110"	145" to 155"

Track System
GT1004-ST-Kit 4' Track Section with Mounting Bracket



The upper trolley fixture of the Single Trak steel ladder allows a smooth rolling motion the length of the track.

To Order Series 7180 Ladders and Track:

1. From the chart above select the proper model based on top step height required for your application. Keep in mind the maximum working height is approximately 5-6 feet above the top step height shown.
2. Based on the model selected, specify the required track height from the floor to the top of the track (in 1" incr.). Stay within ranges shown.



The bottom wheel brake prevents movement while in use.

Cotterman®

Division of Material Control, Inc.
www.cotterman.com • info@cotterman.com

Colors: Your choice of gray, black, beige, dark brown and yellow powder coat finish. Ladder hardware and track are black.

**POWDER
COATED
TOUGH™**