


# Accessories



**HORIZONTAL TUBE CADDY**  
This horizontal caddy slides onto the side rails of the platform and stores 4' and 8' fluorescent tubes. The dual level tray keeps old and new tubes separated.



**VERTICAL TUBE CADDY**  
This version of the tube caddy attaches to the side of the platform and holds a box of 4' or 8' fluorescent tubes. It conserves valuable platform space for tool or supply storage.




POWDER  
COATED  
TOUGH™

**OVERHEAD GUARD**  
An attachable overhead guard can be used to help protect workers from falling objects. The overall height of the guard is 80" from the platform deck to the top of the guard.



**OPTIONAL CASTERS**  
These easy-roll 4" casters bolt directly to the bottom of tine sleeves.



**SLIDING TOOL TRAY**  
This handy workshelf secures to the side rails of the platform. It keeps tools within reach without restricting platform space.

# Specifications

- Workmaster®**
  - 1000 LB. CAPACITY
  - 66"H BACKGUARD
  - 3<sup>3</sup>/<sub>4</sub>"x7<sup>1</sup>/<sub>2</sub>" TINE SLEEVES
- 42" RAILING HEIGHT
  - 4" TOEBOARD
  - 1<sup>1</sup>/<sub>4</sub>" STEEL TUBE RAILING

MODEL NO.	PLATFORM SIZE	TINE SLEEVE SPACING	SHIPPING WEIGHT
WM-100	36"Wx48"D	26" c/c	231 lbs.
WM-101	48"Wx36"D	30" c/c	231 lbs.
WM-103	36"Wx36"D	26" c/c	175 lbs.
WM-104	48"Wx48"D	30" c/c	309 lbs.

- Stockmaster®**
  - 1000 LB. CAPACITY
  - 84"H BACKGUARD W/ 6" LANYARD
  - 2<sup>1</sup>/<sub>2</sub>"x5<sup>1</sup>/<sub>2</sub>" TINE SLEEVES
- 42" RAILING HEIGHT
  - 4" TOEBOARD
  - 1<sup>1</sup>/<sub>4</sub>" STEEL TUBE RAILING

WM-100	30"Wx20"D (56" OAL)	26" c/c	202 lbs.
--------	---------------------	---------	----------

# Cotterman Co.

Div. of Material Control, Inc.  
www.cotterman.com • info@cotterman.com

"CHARGE IT"



130 SELTZER RD.  
P.O. BOX 168  
CROSWELL, MI 48422-0168

**WARRANTY**  
All Cotterman products are guaranteed against defects in workmanship and materials for a period of one (1) year after shipment.

HOURS: 8 A.M. - 5 P.M. MON. THRU FRI.  
(eastern standard time)

1-810-679-4400  
FAX 810-679-4510  
TOLL FREE 800-552-3337

# Pricing

MODEL NO.	DESCRIPTION	PRICE
WM-100	Workmaster 36" wide x 48" deep	
WM-101	Workmaster 48" wide x 36" deep	
WM-103	Workmaster 36" wide x 36" deep	
WM-104	Workmaster 48" wide x 48" deep	
SM-301	Stockmaster for use with 42" pallets	
SC	Set of 4 swivel casters, 4" O.D.	
OG	Overhead guard for all Workmaster® platforms	
VT	Tube caddy—vertical	
HT	Tube caddy—horizontal	
TT	Tool tray—34" long x 10" wide x 2" deep	
GR	Optional gate for right side of unit*	
GL	Optional gate for left side of unit*	
CO	Optional California OSHA back guard 84" high	
BH	Full body harness for use on Stockmaster® SM-301	

\*Right or left side is determined by facing the unit as it is mounted on the lift truck.

©COPYRIGHT COTTERMAN CO. 1981

COTTERMAN COMPANY  
IS PROUD TO BE A  
MEMBER OF THE  
FOLLOWING  
ASSOCIATIONS:



National  
Safety  
Council

MEMBER  
ANSI  
MHIA®  
The Material Handling Industry of America  
MEMBER COMPANY

• F.O.B. CROSWELL MI, BAKERSFIELD CA, ATLANTA GA  
• TERMS: NET 30 DAYS • TAX NOT INCLUDED • PRICES SUBJECT TO  
CHANGE WITHOUT NOTICE

# Cotterman®



# Overhead Work Platforms for Forklift Trucks

POWDER  
COATED  
TOUGH™

# Cotterman Co.

Division of Material Control, Inc.  
P.O. BOX 168  
130 SELTZER RD.  
CROSWELL, MI 48422



# NOW

- OVERHEAD WORK PLATFORMS SHIP FROM OUR PLANTS IN MICHIGAN, GEORGIA AND CALIFORNIA
- 810-679-4400 • FAX 810-679-4510
- TOLL FREE 800-552-3337
- 8 A.M. - 5 P.M., MON. THRU FRI. (eastern standard time)





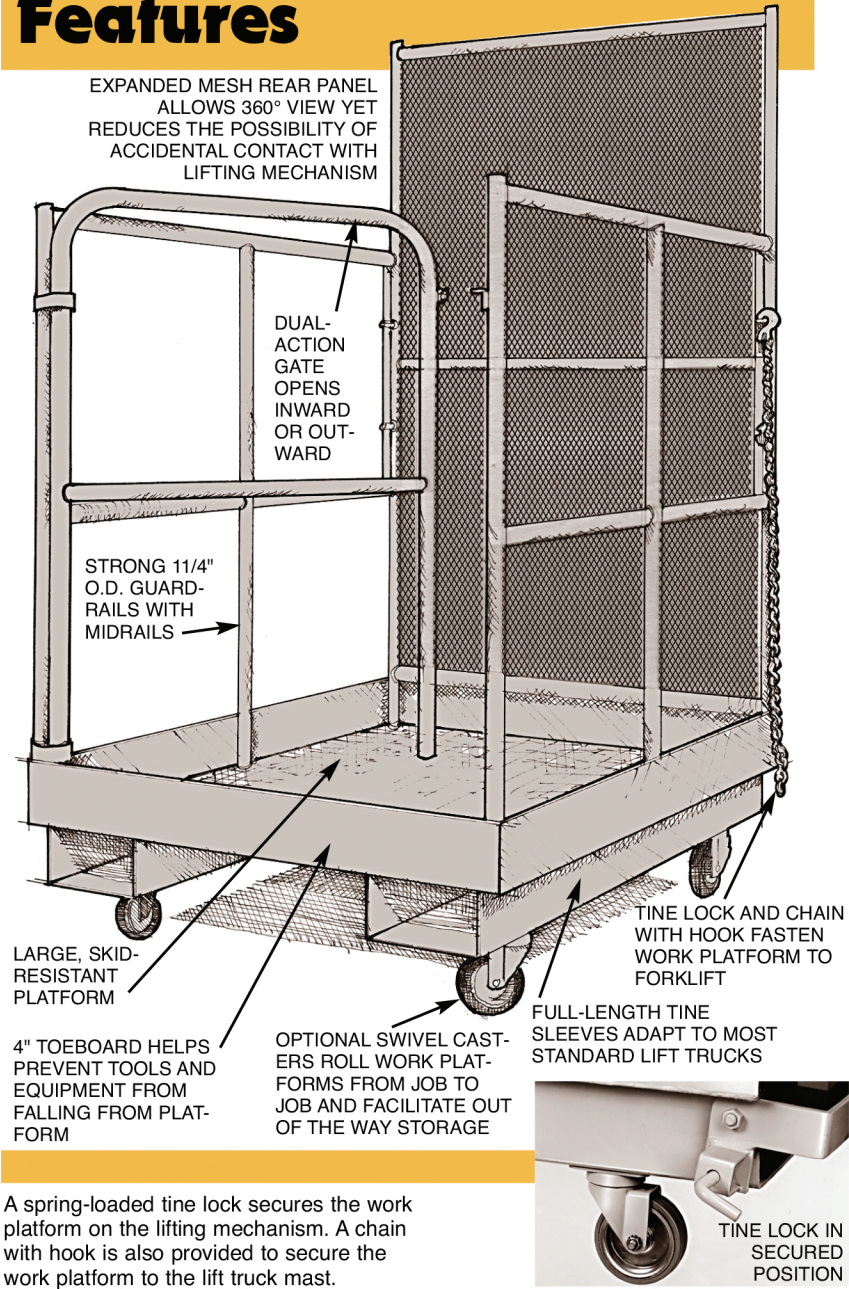
**WORK PLATFORMS—PRODUCTION BOOSTERS FOR FORKLIFT TRUCKS.**

Boost the efficiency and versatility of your forklift with the Overhead Work Platforms from Cotterman. Now the leading manufacturer of commercial and industrial ladders takes you to new heights in quick access to overhead maintenance jobs, construction and repairs, stock selection or just simple light bulb replacement. Cotterman Overhead Work Platforms comply with ANSI Standard B56.1-1988: Specifications for Platforms Used to Elevate Personnel.

Secured to almost any forklift they convert it to a portable maintenance lift which can be moved readily from job to job. When the work is complete, the platform is removed and the lift truck is available for other service. There is no need to make the investment in a self-powered lift and have it sit idle.

So, if you are looking for an economical platform for overhead work—go with the leader. Step up to quality—step up to Cotterman.

**Features**



**Cotterman Workmaster®**



Workmaster's durable steel construction helps it to withstand the day to day demands of an industrial environment. From top to bottom it's a versatile and time saving alternative to industrial ladders and scaffolding. For many maintenance and servicing functions it gets a technician to the job faster. A variety of platform sizes to choose from give plenty of working room, as well as extra space for tools and supplies. Provided in a standard gray powder coat finish, other color choices are available.



STOCKING AND RETRIEVAL



SERVICING AND MAINTENANCE

**Stockmaster®**

This companion to the overhead work platform will aid in the selection and inventorying of stock. It too fastens to a standard lift truck and negotiates narrow aisles. Stockmaster® gets the stock handler and pallet to overhead shelves for loading and unloading and, it shares the same durable construction features as the standard work platform.

The Stockmaster® is now equipped with a 6' swivel tail protection lanyard mounted overhead to an 84" tall back guard as described in ANSI Standard B56.1. A full body harness for personnel can be purchased separately. The 20"Dx30"W platform with a 4" toeboard gives the attendant room to stand with enough stacking space to handle a 42" deep pallet.

