

Cotterman®



Overhead Work Platforms for Forklift Trucks

 POWDER COATED TOUGH™



Cotterman®

WARRANTY

All Cotterman products are guaranteed against defects in workmanship and materials for a period of one (1) year after shipment.

DISTRIBUTED BY:



COTTERMAN COMPANY IS PROUD TO BE A MEMBER OF THE FOLLOWING ASSOCIATIONS:



MEMBER ANSI



**WORK PLATFORMS —
PRODUCTION BOOSTERS FOR
FORKLIFT TRUCKS.**

Boost the efficiency and versatility of your forklift trucks with the Overhead Work Platforms from Cotterman. Now the leading manufacturer of commercial and industrial ladders takes you to new heights in quick access to overhead maintenance jobs, construction and repairs, stock selection or just simple light bulb replacement. Cotterman Overhead Work Platforms comply with ANSI Standard B56.1-1988: Specifications for Platforms Used to Elevate Personnel.

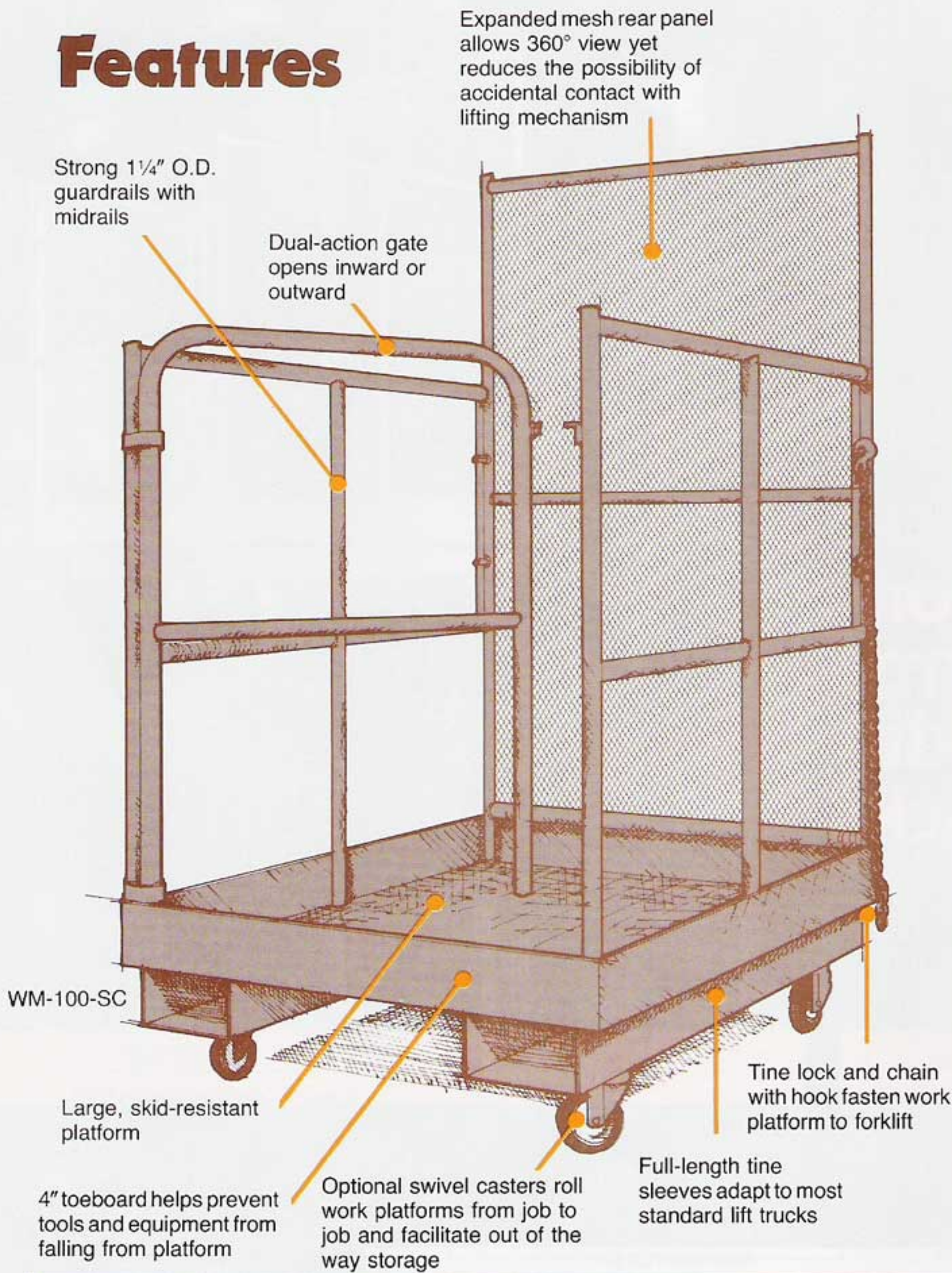
Secured to almost any forklift they convert it to a portable maintenance lift which can be moved readily from job to job. When the work is complete, the platform is removed and the lift truck is available for other service. There is no need to make the investment in a self-powered lift and have it sit idle.

So, if you are looking for an economical platform for overhead work — go with the leader. Step up to quality — step up to Cotterman.


Cotterman

Workmaster's durable steel construction built to withstand the day to day demands of an industrial environment. From top to bottom a versatile and time saving alternative to industrial ladders and scaffolding. For many maintenance and servicing functions it gets a technician to the job faster.

Features



A spring-loaded tine lock secures the work platform on the lifting mechanism. A chain with hook is also provided to secure the work platform to the lift truck mast.



Tine Lock in secured position




Stocking and retrieval

Workmaster®

helps it
it's a
trial
ance
the

A variety of platform sizes to choose from give plenty of working room, as well as extra space for tools and supplies. Provided in a standard beige powder coat finish, other color choices are available including gray, orange and yellow.



WM-100 Work Platform with SC caster option

Servicing and Maintenance

Stockmaster®


This companion to the overhead work platform will aid in the selection and inventorying of stock. It too fastens to a standard lift truck and negotiates narrow aisles. Stockmaster® gets the stock handler and pallet to overhead shelves for loading and unloading and, it shares the same durable construction features as the standard work platform.

The Stockmaster® is now equipped with a 6' swivel fall protection lanyard mounted overhead to an 84" tall back guard as described in ANSI Standard B56.1. A full body harness for personnel can be purchased separately. The 20"Dx30"W platform with a 4" toeboard gives the attendant room to stand with enough stacking space to handle a 42" deep pallet.




SM-301 Stockmaster


SM-301 Stockmaster mounted on standard lift truck for stock picking




Accessories



HORIZONTAL TUBE CADDY Option HT
This horizontal caddy slides onto the side rails of the platform and stores 4' and 8' fluorescent tubes. The dual level tray keeps old and new tubes separated.




VERTICAL TUBE CADDY Option VT
This version of the tube caddy attaches to the side of the platform and holds a box of 4' or 8' fluorescent tubes. It conserves valuable platform space for tool or supply storage.



OPTIONAL CASTERS Option SC These easy-roll 4" casters bolt directly to the bottom of tine sleeves.



OVERHEAD GUARD Option OG an attachable overhead guard can be used to help protect workers from falling objects. The overall height of the guard is 80" from the platform deck to the top of the guard.



SLIDING TOOL TRAY Option TT This handy workshelf secures to the side rails of the platform. It keeps tools within reach without restricting platform space.

Specifications

Workmaster®

- 1000 LB. CAPACITY
- 66"H BACKGUARD
- 3¾"x7½" TINE SLEEVES
- 42" RAILING HEIGHT
- 4" TOEBOARD
- 1¼" STEEL TUBE RAILING

MODEL	PLATFORM SIZE	TINE SLEEVE SPACING	SHIPPING WEIGHT
WM-100	36"Wx48"D	26" c/c	231 lbs.
WM-101	48"Wx36"D	30" c/c	231 lbs.
WM-103	36"Wx36"D	26" c/c	175 lbs.
WM-104	48"Wx48"D	30" c/c	309 lbs.

Stockmaster®

- 1000 LB. CAPACITY
- 84"H BACKGUARD WITH 6' LANYARD
- 2½" x 5½" TINE SLEEVES
- 42" RAILING HEIGHT
- 4" TOEBOARD
- 1¼" STEEL TUBE RAILING

SM-301	30"Wx20"D (56" OAL)	26" c/c	202 lbs.
--------	------------------------	---------	----------

F.O.B. FACTORY • TERMS NET 30 DAYS • TAX NOT INCLUDED • PRICES SUBJECT TO CHANGE WITHOUT NOTICE

Pricing

MODEL NO.	DESCRIPTION
WM-100	Workmaster 36" wide x 48" deep
WM-101	Workmaster 48" wide x 36" deep
WM-103	Workmaster 36" wide x 36" deep
WM-104	Workmaster 48" wide x 48" deep
SM-301	Stockmaster for use with 42" pallets
OPTIONS	
- SC	Set of 4 swivel casters — 4" O.D.
- OG	Overhead protection for all Workmaster® platforms
- VT	Tube caddy — vertical
- HT	Tube caddy — horizontal
- TT	Tool tray — 34" long x 10" wide x 2" deep
- GR	Optional gate for right side of unit*
- GL	Optional gate for left side of unit*
- CO	Optional California OSHA back guard 84" high
- BH	Full Body Harness for use on Stockmaster SM-301

* Right or left side is determined by facing the unit as it is mounted on the lift truck.

COTTERMAN COMPANY IS PROUD TO BE A MEMBER OF THE FOLLOWING ASSOCIATIONS:



Cotterman®